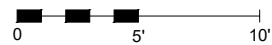
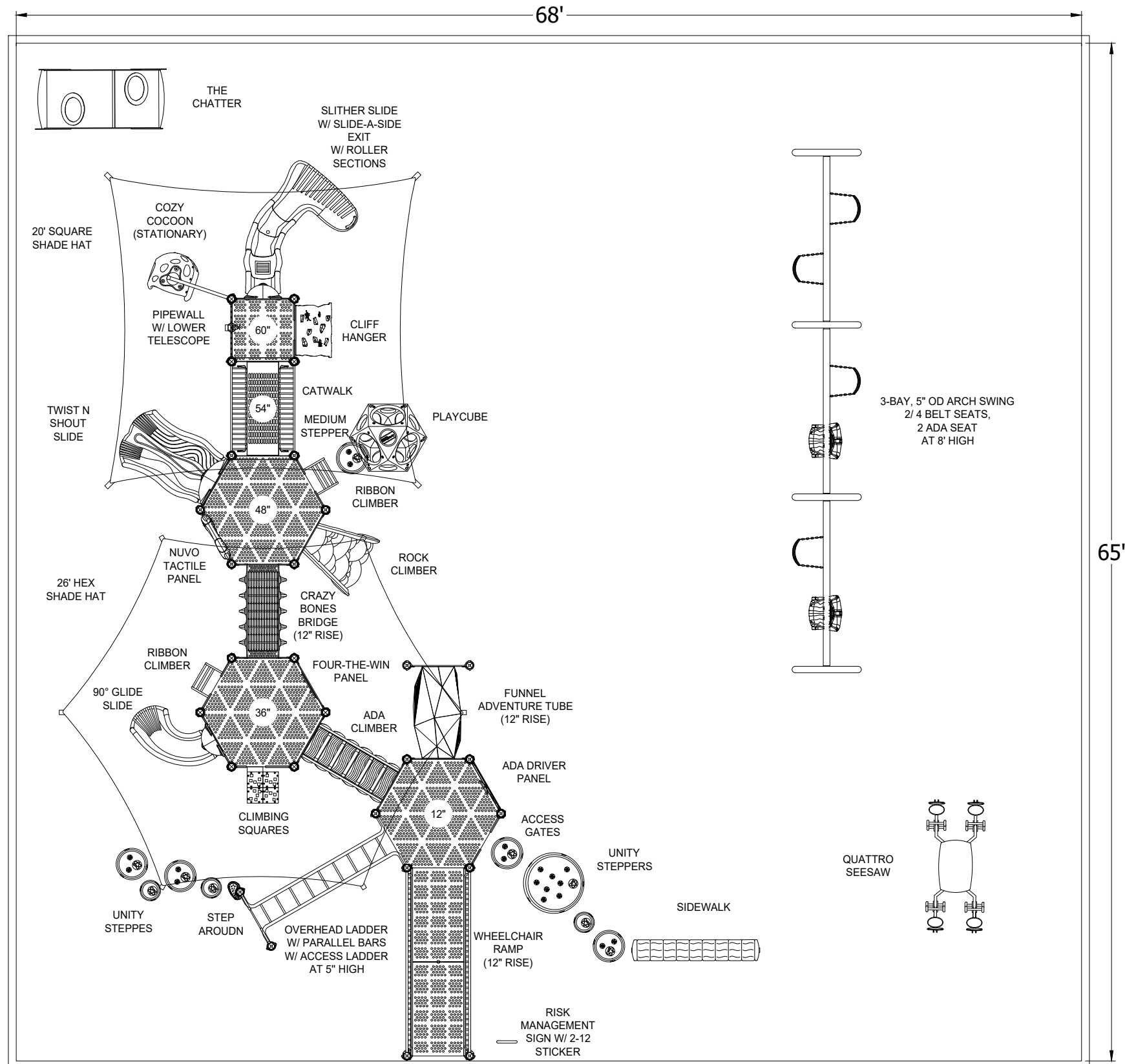


Approx. \$143,000



TOTAL ELEVATED PLAY COMPONENTS:	18	REQUIRED:	5
TOTAL ACCESSIBLE ELEVATED PLAY COMPONENTS:	18	REQUIRED:	5
TOTAL ACCESSIBLE GROUND LEVEL COMPONENTS SHOWN:	15	REQUIRED:	6
TOTAL ACCESSIBLE GROUND LEVEL COMPONENTS OF DIFFERENT TYPES:	7	REQUIRED:	3

\* APPLICABLE ONLY WITH ADA COMPLIANT SURFACING.

PLAY STRUCTURE AND LAYOUT OF THE COMPONENTS CONFORM TO ASTM F1487-17 AND CPSC #325 GUIDELINES AND CCR TITLE 22, DIVISION 4 CHAPTER 22.

CRITICAL FALL HEIGHT OF OVERALL PLAY AREA: 96"

PROJECT:

# WILLMORE ELEMENTARY KINDERGARTEN

WESTMINSTER, CA

DESIGNED BY:


ALEX BERON  
OCTOBER 24, 2022  
DRAWING #  
C22109PM-A

DESIGNED FOR

AGES  
**2-12**

since 1979  
**davebang**  
associates inc.

park+playground





COLOR PALETTE:



MANUFACTURERS:



PROJECT:

WILLMORE ELEMENTARY KINDERGARTEN  
WESTMINSTER, CA

DESIGNED BY:

ALEX BERON  
OCTOBER 25, 2022  
DRAWING #  
C22109PM-A

DESIGNED FOR:

AGES  
2-12

since 1979  
**dave bang**  
associates inc.  
park+playground





COLOR PALETTE:

MANUFACTURERS:

PROJECT:  
**WILLMORE ELEMENTARY KINDERGARTEN**  
WESTMINSTER, CA

DESIGNED BY:  
ALEX BERON  
OCTOBER 25, 2022  
DRAWING #  
C22109PM-A

DESIGNED FOR:  
AGES  
**2-12**

since 1979  
**dave bang**  
associates inc.  
park+playground

