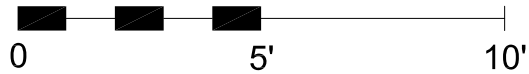
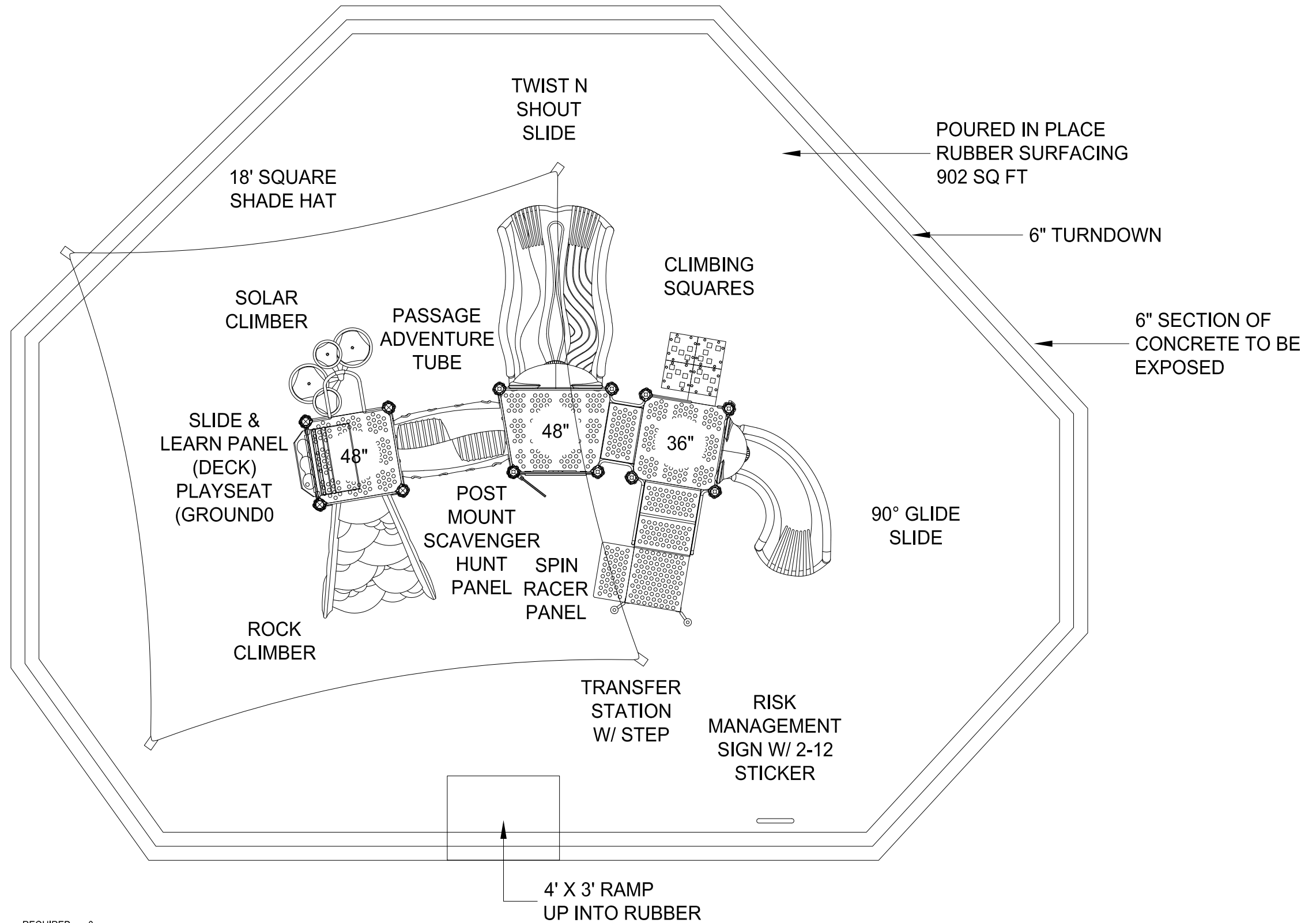


Approx. \$41,000



TOTAL ELEVATED PLAY COMPONENTS:	8	REQUIRED:	0
TOTAL ELEVATED PLAY COMPONENTS ACCESSIBLE BY RAMP:	0	REQUIRED:	4
TOTAL ELEVATED PLAY COMPONENTS ACCESSIBLE BY TRANSFER:	8	REQUIRED:	3
TOTAL ACCESSIBLE GROUND LEVEL COMPONENTS SHOWN:	3	REQUIRED:	3
TOTAL ACCESSIBLE GROUND LEVEL COMPONENTS OF DIFFERENT TYPES:	3	REQUIRED:	3

* APPLICABLE ONLY WITH ADA COMPLIANT SURFACING.

PLAY STRUCTURE AND LAYOUT OF THE COMPONENTS CONFORM TO
ASTM F1487-17 AND CPSC #325 GUIDELINES AND CCR TITLE 22,
DIVISION 4 CHAPTER 22.

CRITICAL FALL HEIGHT OF OVERALL PLAY AREA: 48"

PROJECT:

TAMURA ELEMENTARY SCHOOL

FOUNTAIN VALLEY, CA - KINDERGARTEN YARD #2

DESIGNED BY:

ALEX BERON

APRIL 26, 2021

DRAWING #

C21173CH


DESIGNED FOR

AGES

2-12



park + playground





COLOR PALETTE:

MANUFACTURERS:

PROJECT:

TAMURA ELEMENTARY SCHOOL
FOUNTAIN VALLEY, CA - KINDERGARTEN YARD 2

DESIGNED BY:

ALEX BERON
APRIL 27, 2021
DRAWING #
C21173CH

DESIGNED FOR:

AGES
2-12

since 1979
dave bang
associates inc.
park+playground





COLOR PALETTE:



MANUFACTURERS:



PROJECT:

TAMURA ELEMENTARY SCHOOL
FOUNTAIN VALLEY, CA - KINDERGARTEN YARD 2

DESIGNED BY:

ALEX BERON
APRIL 27, 2021
DRAWING #
C21173CH

DESIGNED FOR:

AGES
2-12

since 1979
dave bang
associates inc.
park+playground

