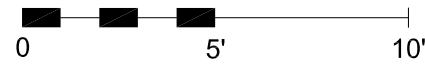
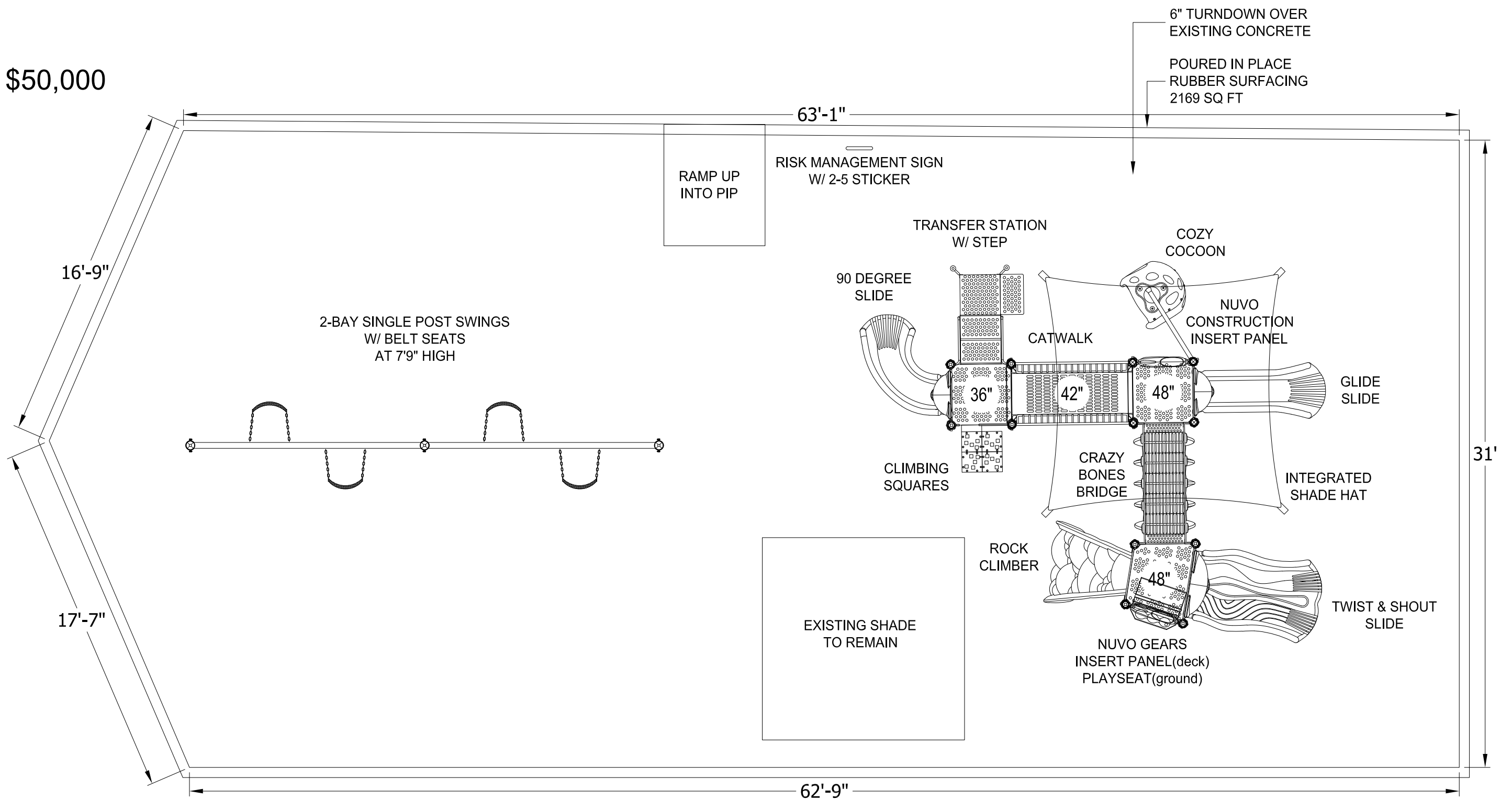


Approx. \$50,000



TOTAL ELEVATED PLAY COMPONENTS:	9	REQUIRED:	0
TOTAL ELEVATED PLAY COMPONENTS ACCESSIBLE BY RAMP:	0	REQUIRED:	5
TOTAL ELEVATED PLAY COMPONENTS ACCESSIBLE BY TRANSFER:	9	REQUIRED:	3
TOTAL ACCESSIBLE GROUND LEVEL COMPONENTS SHOWN:	3	REQUIRED:	3
TOTAL ACCESSIBLE GROUND LEVEL COMPONENTS OF DIFFERENT TYPES:	3	REQUIRED:	3

* APPLICABLE ONLY WITH ADA COMPLIANT SURFACING.

PLAY STRUCTURE AND LAYOUT OF THE COMPONENTS CONFORM TO ASTM F1487-17 AND CPSC #325 GUIDELINES AND CCR TITLE 22, DIVISION 4 CHAPTER 22.

CRITICAL FALL HEIGHT OF OVERALL PLAY AREA: 93"

PROJECT:


CLINTON CORNER PRESCHOOL

GARDEN GROVE, CA

DESIGNED BY:
ALEX BERON
MAY 26, 2021
DRAWING #
C21227CH

DESIGNED FOR:
AGES
2-5

since 1979
dave bang associates inc.
park+playground





COLOR PALETTE:

MANUFACTURERS:

PROJECT:

CLINTON CORNER PRESCHOOL
GARDEN GROVE, CA

DESIGNED BY:

ALEX BERON
MAY 26, 2021
DRAWING #
C21227CH

DESIGNED FOR:

AGES
2-5

since 1979

dave bang
associates inc.

park+playground





COLOR PALETTE:

MANUFACTURERS:

PROJECT:

CLINTON CORNER PRESCHOOL
GARDEN GROVE, CA

DESIGNED BY:

ALEX BERON
MAY 26, 2021
DRAWING #
C21227CH

DESIGNED FOR:

AGES
2-5

since 1979

dave bang
associates inc.

park+playground

